


There are index, abstract, or journal article no less than 3,000 lists and full-text journal article no less than 5,000 lists. It is composed of 12 fields: Applied Science & Technology, Art, Business, Education, General Science, Humanities, Library and Information Science, Social Sciences, Law, General Interest and Biological & Agricultural Science.

Basic Search

1. Click "E-database" in the library's website, then choose "H.W. Wilson"

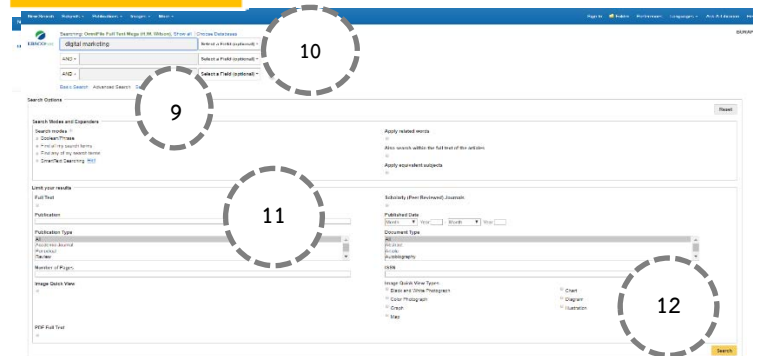


2. Select H.W. Wilson e-database and click "OK"

2

3. Enter your search terms in the Find field on the Basic Search screen.

Advanced Search



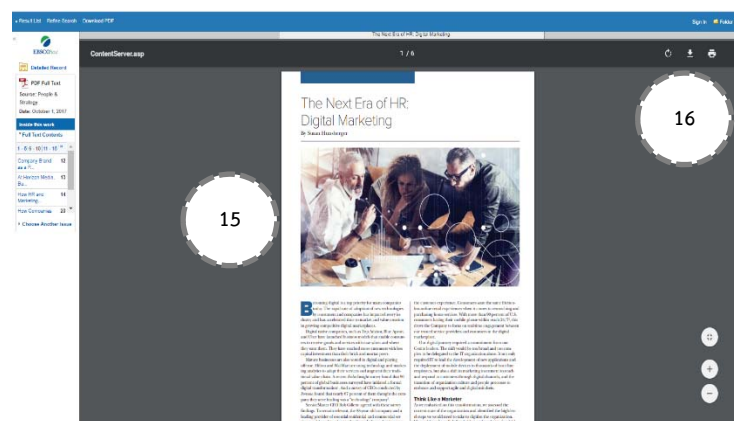
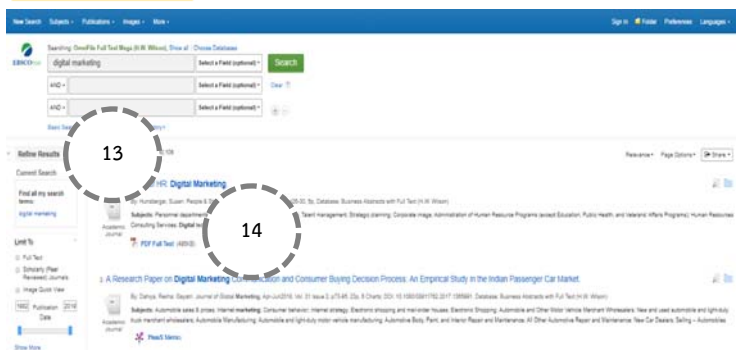
9. Click the Advanced Search link below the Find field.

10. On the Advanced Search Screen, enter your search terms in the Find field.

11. Select from the available Search Options

12. Click "Search"

PDF Full Text



4. Click the "Search Options" link, if you would like to use any of the optional Limiters or Expanders. To close the "Search Options", click the link again.

5. Select a specific search mode, such as "Find all of my search terms," or "SmartText Searching."

6. Apply Limiters such as Full Text or Publication type.

7. Click the Search button.

8. The Result List Displays.

13. Refine your search and checking the full text box

14. Click "PDF Full Text"

15. The result of PDF full text displays

16. Click "Download PDF"